

How to Apply for AWC Housing

You will first need to be admitted to AWC. You'll get access to the Housing portal 24-48 hours after admission.

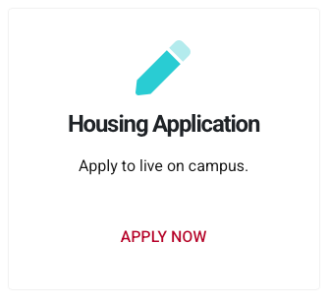


What to have ready when applying:

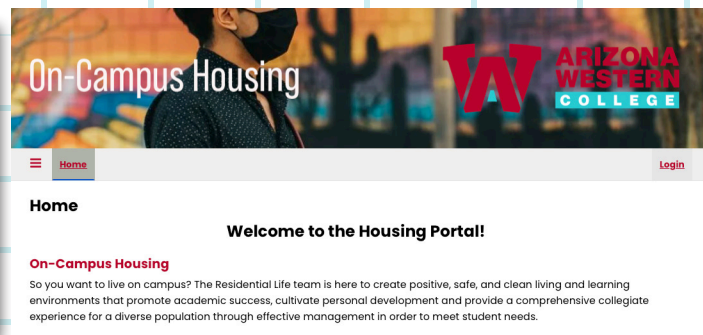
- ☑ Emergency Contact Information
- ☑ Immunization Records
 - ◆ Required:
MMR(2 Doses) | Varicella | Td/Tdap | Meningitis (MCV4)
- ☑ Payment Method:
 - ◆ For \$50 dollar Application Fee, charged per semester, to be paid through AWC—Self Service

1. To Apply: Go to azwestern.edu/housing or click [HERE](#) to be redirected to application log in.

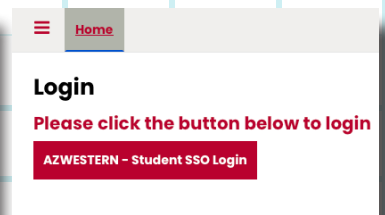
2. Apply Now:
Click **APPLY NOW** under Housing Application



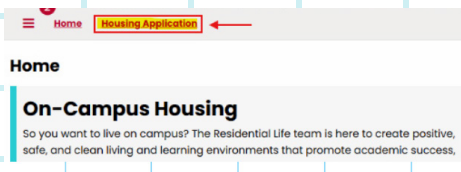
3. Housing Portal:
Once Redirected to Housing Portal Select '**Login**' on upper right corner



4. SSO Login:
Select **AZWESTERN - Student SSO Log In**



5. Housing Application:
Once logged in toggle to '**Housing Application**'



6. Academic Year:
Select Application for **Academic Year 2026 -2027**



7. Roommate Questionnaire:
Answer all the questions, for the system to recommend roommates.



8. Submitted: Application must be filled in it's entirety in order to be submmitted. Status of application should read: Submitted. Once Submitted please visit AWC Self Service and Select: Student Finance to pay the application fee.