



ARIZONA WESTERN COLLEGE

2017-2018

**Student Right-to-Know Disclosure
Completion/Graduation and Transfer-out Rates**

Institutional Effectiveness, Research, and Grants

Dr. Mary Schaal, Dean

Susan Dempsey-Spurgeon, Director for Grants

Betty Lopez, Database Manager & Research Specialist

Robyn Harris, Technical Research Analyst

Marisela Dickman, Office Manager/Analytic Specialist



2017-2018 STUDENT RIGHT-TO-KNOW DISCLOSURE

Completion/Graduation and Transfer-out Rates

In accordance with the Higher Education Act of 1965, as amended, *Arizona Western College* is pleased to share with you the following information on the completion/graduation and transfer-out rates of our Fall 2014 cohort of full-time, first-time, degree/certificate-seeking undergraduates and those who received athletically-related financial aid.

While reviewing this information, please keep the following in mind:

- All completion/graduation rates are based upon three years of attendance, which equates to 150% of the normal completion time of our longest program.
- These charts do not identify the reasons why our students withdrew; therefore, students who withdrew for personal or medical reasons are included.
- Completion/graduation and transfer-out rates may include students who left school to serve in the armed forces or on official church missions or with a foreign aid service of the federal government, or students who died or were totally and permanently disabled.
- A pound sign (#) denotes any cohort/subcohort with fewer than five students. The College is not required to disclose this information. N/A denotes “not applicable” where there were no students in the cohort/subcohort.

Questions related to this report should be directed to:

Arizona Western College
Institutional Effectiveness, Research, and Grants
P.O. Box 929, Yuma, AZ 85366-0929
(928) 344-7620 Fax (928) 317-6012
E-mail: [AWC Institutional Effectiveness, Research, and Grants](mailto:AWC_Institutional_Effectiveness_Research_and_Grants@awc.edu)



Table 1.1. Completion/Graduation and Transfer Rates for General Student Body Cohort¹ by Race/Ethnicity and Gender

General Student Body Cohort ¹	Hispanic		American Indian/Alaska Native		Asian		Black/African American		Native Hawaiian/Other Pacific Islander		White		Nonresident Alien		Two or More Races		Race and Ethnicity Unknown		TOTAL		GRAND TOTAL
	Male	Female	Male	Female	Male	Female	Male	Female	Male	Female	Male	Female	Male	Female	Male	Female	Male	Female	Male	Female	
Cohort (N)	231	336	4	3	1	2	29	9	7	0	52	43	8	6	13	9	17	12	362	420	782
Graduation Rate	18%	15%	0%	0%	0%	50%	21%	11%	14%	N/A	37%	28%	25%	33%	23%	44%	35%	17%	22%	18%	19%
Transfer-out Rate	10%	7%	0%	33%	100%	50%	55%	11%	86%	N/A	17%	21%	13%	0%	31%	22%	6%	17%	17%	10%	13%

Table 1.2. Completion/Graduation and Transfer Rates for General Student Body Cohort¹ by Federal Financial Aid Group²

General Student Body Cohort ¹	Pell Grant	Direct Subsidized Loan	Neither Pell nor Subsidized Loan	TOTAL
Cohort (N)	641	3	138	782
Graduation Rate	16%	33%	33%	19%
Transfer-out Rate	12%	33%	16%	13%

SOURCE(S): Information for Financial Aid Professionals (IFAP) Student-Right-to-Know (SRTK) Consumer Information; U.S. Department of Education, National Center for Education Statistics, Integrated Postsecondary Education Data System (IPEDS) 2017-18 Graduation Rates Survey; Arizona Western College Office of Institutional Effectiveness, Research, and Grants; National Student Clearinghouse

Note: Student headcount (N) is unduplicated, each student is counted only once. A pound sign (#) denotes any cohort/subcohort with fewer than five students. The college is not required to disclose this information. N/A denotes "not applicable" where a cohort/subcohort had no students.

Graduation Rate: A student is counted as a graduate if they completed their program within 150% of the normal time for completion of the program. Normal time is the amount of time necessary for a student to complete all requirements for a degree/certificate according to Institution's catalog. Typically two years for an associate degree and the scheduled times for certificate programs.

The following formula is used to calculate graduation rate:

Numerator - Number of students in cohort/subcohort who completed their program within 150% of normal time for completion

Denominator - Number of students in cohort/subcohort

Transfer-out Rate: A student is counted as a transfer-out if, within 150% of the normal time for completion of the program, the student has transferred out of the program and enrolled in any program at another institution. Institutions are required to report only on those students that they know have transferred to another institution.

The following formula is used to calculate graduation rate:

Numerator - Number of students in cohort/subcohort who transferred-out of their program to another eligible institution within 150% of normal time for completion

Denominator - Number of students in cohort/subcohort

¹General Student Body cohort: Fall 2014 Full-time, First-time, Degree/Certificate-seeking students.

²Federal Financial Aid Groups are defined in IPEDS Graduation Rate Survey as below:

Pell Grant refers to those students in the cohort who received a Federal Pell Grant (within entering year)

Direct Subsidized Loan refers to those student in the cohort who received a Direct Subsidized Loan (within entering year) that Did Not receive a Pell Grant

Neither Pell nor Subsidized Loan refers to those students in the cohort who Did Not receive either a Pell Grant or Direct Subsidized Loan (within entering year)



Table 1.3. Completion/Graduation and Transfer Rates for Students who Received Athletically-Related Financial Assistance Subcohort¹ by Race/Ethnicity and Gender and Sport

Athletically-Related Financial Aid Recipient Subcohort ¹		Hispanic		American Indian/Alaska Native		Asian		Black/African American		Native Hawaiian/ Other Pacific Islander		White		Nonresident Alien		Two or More Races		Race and Ethnicity Unknown		TOTAL		GRAND TOTAL
		Male	Female	Male	Female	Male	Female	Male	Female	Male	Female	Male	Female	Male	Female	Male	Female	Male	Female	Male	Female	
Baseball	Subcohort (N)	#	0	0	0	#	0	#	0	#	0	#	0	#	0	0	0	#	0	12	0	12
	Graduation Rate	0%	N/A	N/A	N/A	0%	N/A	0%	N/A	0%	N/A	0%	N/A	0%	N/A	N/A	N/A	0%	N/A	0%	N/A	0%
	Transfer-out Rate	100%	N/A	N/A	N/A	100%	N/A	100%	N/A	100%	N/A	100%	N/A	0%	N/A	N/A	N/A	0%	N/A	83%	N/A	83%
Basketball	Subcohort (N)	0	#	0	0	0	0	#	0	0	0	0	0	#	#	#	#	0	0	#	#	7
	Graduation Rate	N/A	100%	N/A	N/A	N/A	N/A	100%	N/A	N/A	N/A	N/A	N/A	100%	100%	0%	100%	N/A	N/A	50%	100%	71%
	Transfer-out Rate	N/A	0%	N/A	N/A	N/A	N/A	0%	N/A	N/A	N/A	N/A	N/A	0%	0%	100%	0%	N/A	N/A	50%	0%	29%
Football	Subcohort (N)	0	0	0	0	0	0	18	0	#	0	#	0	0	0	#	0	#	0	23	0	23
	Graduation Rate	N/A	N/A	N/A	N/A	N/A	N/A	22%	N/A	50%	N/A	0%	N/A	N/A	N/A	0%	N/A	0%	N/A	22%	N/A	22%
	Transfer-out Rate	N/A	N/A	N/A	N/A	N/A	N/A	67%	N/A	50%	N/A	100%	N/A	N/A	N/A	100%	N/A	100%	N/A	70%	N/A	70%
All Other Sports ²	Subcohort (N)	#	15	0	0	#	0	21	#	5	0	6	7	#	#	#	#	#	#	46	28	74
	Graduation Rate	25%	53%	N/A	N/A	0%	N/A	29%	100%	20%	N/A	0%	29%	33%	100%	0%	100%	33%	50%	22%	54%	34%
	Transfer-out Rate	75%	13%	N/A	N/A	100%	N/A	62%	0%	80%	N/A	83%	29%	0%	0%	100%	0%	33%	50%	65%	18%	47%

SOURCE(S): Information for Financial Aid Professionals (IFAP) Student-Right-to-Know (SRTK) Consumer Information; U.S. Department of Education, National Center for Education Statistics, Integrated Postsecondary Education Data System (IPEDS) 2017-18 Graduation Rates Survey; Arizona Western College Office of Institutional Effectiveness, Research, and Grants; National Student Clearinghouse

Note: Student headcount (N) is unduplicated (counted only once) within each group but may be duplicated throughout if they received athletically-related financial aid for multiple sports. A pound sign (#) denotes any cohort/subcohort with fewer than five students. The college is not required to disclose this information. N/A denotes "not applicable" where a cohort/subcohort had no students.

Graduation Rate: A student is counted as a graduate if they completed their program within 150% of the normal time for completion of the program. Normal time is the amount of time necessary for a student to complete all requirements for a degree/certificate according to Institution's catalog. Typically two years for an associate degree and the scheduled times for certificate programs.

The following formula is used to calculate graduation rate:

Numerator - Number of students in cohort/subcohort who completed their program within 150% of normal time for completion

Denominator - Number of students in cohort/subcohort

Transfer-out Rate: A student is counted as a transfer-out if, within 150% of the normal time for completion of the program, the student has transferred out of the program and enrolled in any program at another institution. Institutions are required to report only on those students that they know have transferred to another institution.

The following formula is used to calculate graduation rate:

Numerator - Number of students in cohort/subcohort who transferred-out of their program to another eligible institution within 150% of normal time for completion

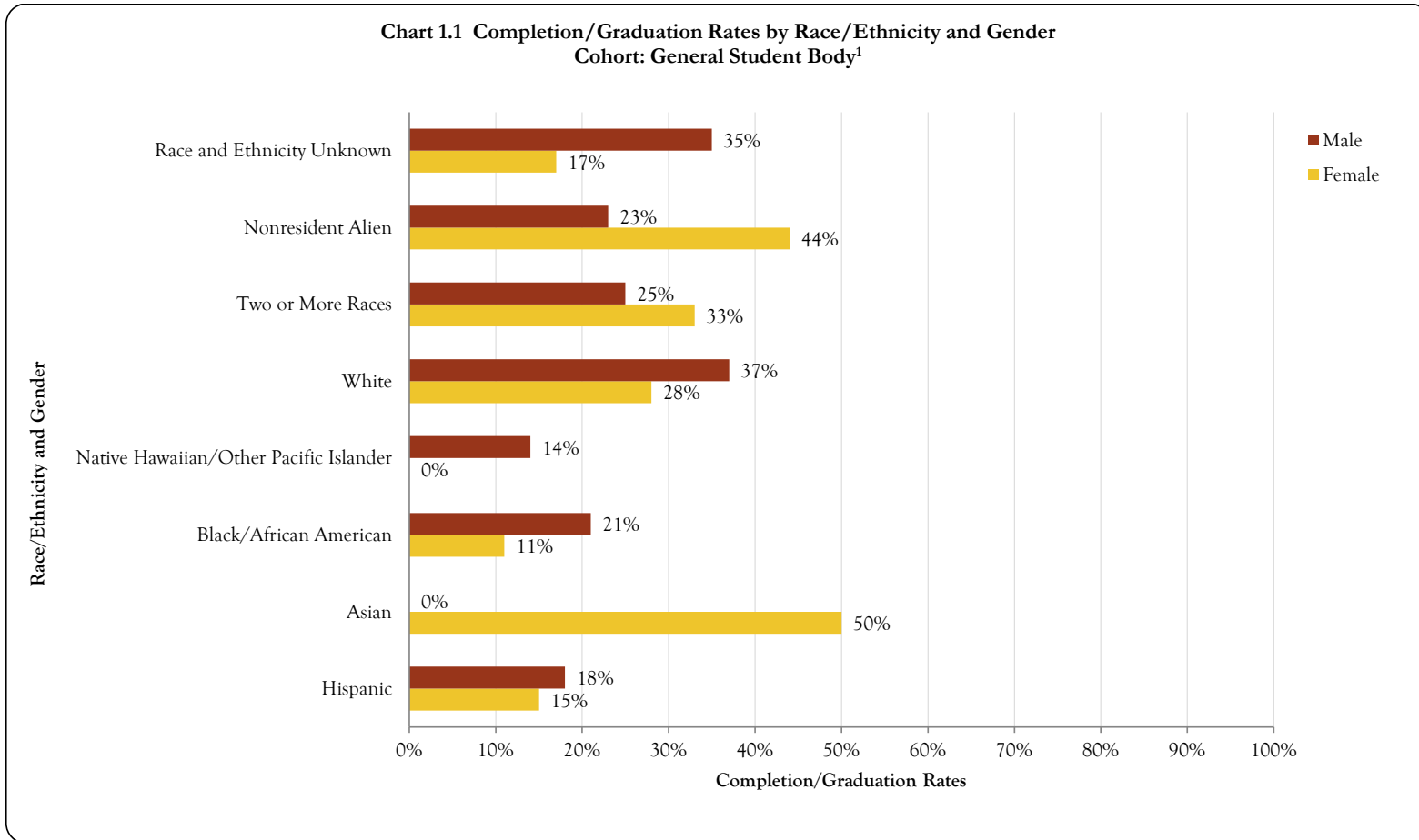
Denominator - Number of students in cohort/subcohort

¹Athletically-Related Financial Assistance Recipients subcohort: Fall 2014 Full-time, First-time, Degree/Certificate-seeking students who received athletically-related financial aid. These students are a subcohort of the General Student Body cohort.

Per IFAP SRTK Consumer Information, athletically-related student aid is defined as:

Any scholarship, grant, or other form of financial assistance, offered by an institution, the terms of which require the recipient to participate in a program of intercollegiate athletics at the institution. Other student aid, of which a student athlete happens to be the recipient, is not athletically-related student aid.

²All Other Sports include Cheerleading, Soccer, Softball, and Volleyball

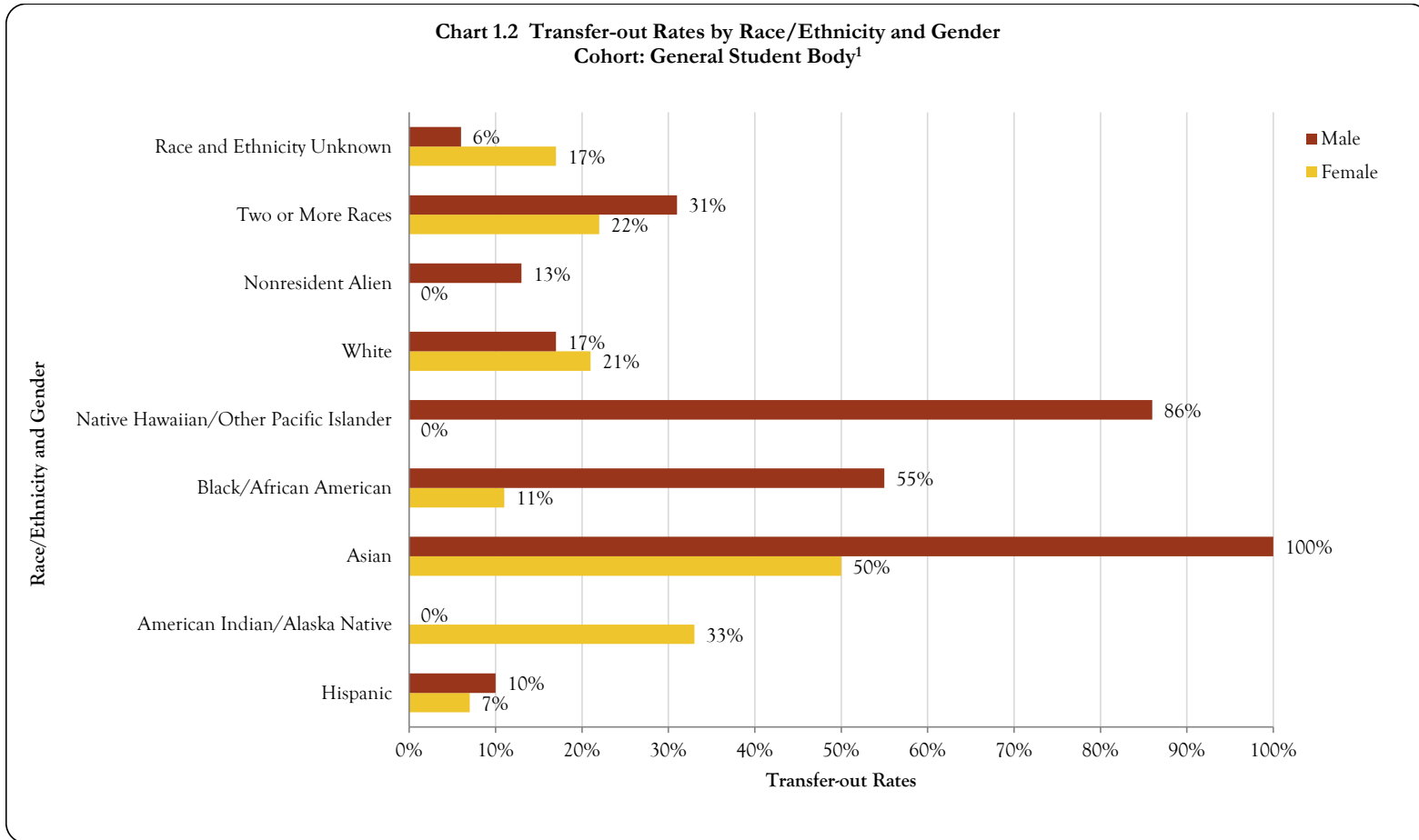


Overall Completion/Graduation Rate: 19%

SOURCE(S): Information for Financial Aid Professionals (IFAP) Student-Right-to-Know (SRTK) Consumer Information; U.S. Department of Education, National Center for Education Statistics, Integrated Postsecondary Education Data System (IPEDS) 2017-18 Graduation Rates Survey; Arizona Western College Office of Institutional Effectiveness, Research, and Grants

Table 1.1. Completion/Graduation and Transfer Rates for General Student Body Cohort¹ by Race/Ethnicity and Gender

¹General Student Body cohort: Fall 2014 Full-time, First-time, Degree/Certificate-seeking students



Overall Transfer-out Rate: 13%

SOURCE(S): Information for Financial Aid Professionals (IFAP) Student-Right-to-Know (SRTK) Consumer Information; U.S. Department of Education, National Center for Education Statistics, Integrated Postsecondary Education Data System (IPEDS) 2017-18 Graduation Rates Survey; Arizona Western College Office of Institutional Effectiveness, Research, and Grants; National Student Clearinghouse

Table 1.1. Completion/Graduation and Transfer Rates for General Student Body Cohort¹ by Race/Ethnicity and Gender

¹General Student Body cohort: Fall 2014 Full-time, First-time, Degree/Certificate-seeking students



Table 2.1. Four-Year Average Completion/Graduation and Transfer Rates for General Student Body Cohort¹ by Race/Ethnicity and Gender

General Student Body Cohort ¹	Hispanic		American Indian/Alaska Native		Asian		Black/African American		Native Hawaiian/Other Pacific Islander		White		Nonresident Alien		Two or More Races		Race and Ethnicity Unknown		TOTAL		GRAND TOTAL
	Male	Female	Male	Female	Male	Female	Male	Female	Male	Female	Male	Female	Male	Female	Male	Female	Male	Female	Male	Female	
Cohort (N)	1,022	1,278	17	16	10	11	179	43	23	4	308	228	91	100	14	10	57	36	1,721	1,726	3,447
4-Yr Avg Graduation Rate	16%	17%	12%	13%	10%	36%	19%	12%	4%	25%	21%	21%	15%	17%	21%	40%	23%	28%	17%	18%	17%
4-Yr Avg Transfer-out Rate	10%	9%	6%	13%	60%	27%	41%	33%	52%	50%	19%	20%	8%	4%	36%	20%	12%	8%	16%	11%	13%

Table 2.2. Four-Year Average Completion/Graduation and Transfer Rates for Students who Received Athletically-Related Financial Assistance Subcohort² by Race/Ethnicity and Gender and Sport

Athletically-Related Financial Aid Recipient Subcohort ²		Hispanic		American Indian/Alaska Native		Asian		Black/African American		Native Hawaiian/Other Pacific Islander		White		Nonresident Alien		Two or More Races		Race and Ethnicity Unknown		TOTAL		GRAND TOTAL
		Male	Female	Male	Female	Male	Female	Male	Female	Male	Female	Male	Female	Male	Female	Male	Female	Male	Female	Male	Female	
Baseball	Subcohort (N)	14	0	0	0	3	0	3	0	5	0	29	0	5	0	0	0	1	0	60	0	60
	4-Yr Avg Graduation Rate	7%	N/A	N/A	N/A	0%	N/A	0%	N/A	0%	N/A	10%	N/A	0%	N/A	N/A	N/A	0%	N/A	7%	N/A	7%
	4-Yr Avg Transfer-out Rate	86%	N/A	N/A	N/A	100%	N/A	100%	N/A	100%	N/A	41%	N/A	40%	N/A	N/A	N/A	0%	N/A	62%	N/A	62%
Basketball	Subcohort (N)	1	5	0	0	0	1	13	8	0	1	2	1	5	5	2	1	1	0	24	22	46
	4-Yr Avg Graduation Rate	100%	60%	N/A	N/A	N/A	100%	38%	50%	N/A	0%	100%	0%	20%	20%	0%	100%	0%	N/A	38%	45%	41%
	4-Yr Avg Transfer-out Rate	0%	20%	N/A	N/A	N/A	0%	15%	38%	N	100%	0%	100%	20%	20%	100%	0%	100%	N/A	25%	32%	28%
Football	Subcohort (N)	0	0	0	0	0	0	93	0	13	0	15	0	2	0	1	0	4	0	128	0	128
	4-Yr Avg Graduation Rate	N/A	N/A	N/A	N/A	N/A	N/A	20%	N/A	8%	N/A	13%	N/A	0%	N/A	0%	N/A	25%	N/A	18%	N/A	18%
	4-Yr Avg Transfer-out Rate	N/A	N/A	N/A	N/A	N/A	N/A	51%	N/A	38%	N/A	53%	N/A	0%	N/A	100%	N/A	50%	N/A	49%	N/A	49%
All Other Sports ³	Subcohort (N)	25	36	0	0	3	1	52	6	12	1	18	28	12	10	3	2	4	4	129	88	217
	4-Yr Avg Graduation Rate	28%	47%	N/A	N/A	0%	0%	21%	33%	8%	0%	11%	32%	17%	40%	0%	100%	50%	75%	19%	42%	29%
	4-Yr Avg Transfer-out Rate	40%	25%	N/A	N/A	100%	0%	67%	50%	75%	100%	67%	32%	25%	10%	100%	0%	25%	25%	59%	27%	46%

SOURCE(S): Information for Financial Aid Professionals (IFAP) Student-Right-to-Know (SRTK) Consumer Information; U.S. Department of Education, National Center for Education Statistics, Integrated Postsecondary Education Data System (IPEDS) 2017-18 Graduation Rates Survey; Arizona Western College Office of Institutional Effectiveness, Research, and Grants; National Student Clearinghouse

Note: Student headcount (N) is unduplicated (counted only once) within each group but may be duplicated throughout if they received athletically-related financial aid for multiple sports. A pound sign (#) denotes any cohort/subcohort with fewer than five students. The college is not required to disclose this information. N/A denotes "not applicable" where a cohort/subcohort had no students.

Graduation Rate: A student is counted as a graduate if they completed their program within 150% of the normal time for completion of the program. Normal time is the amount of time necessary for a student to complete all requirements for a degree/certificate according to Institution's catalog. Typically two years for an associate degree and the scheduled times for certificate programs.

The following formula is used to calculate 4-year average graduation rate:

Numerator - Number of students in cohorts/subcohorts who completed their program within 150% of normal time for completion

Denominator - Number of students in cohort/subcohort

Transfer-out Rate: A student is counted as a transfer-out if, within 150% of the normal time for completion of the program, the student has transferred out of the program and enrolled in any program at another institution. Institutions are required to report only on those students that they know have transferred to another institution.

The following formula is used to calculate graduation rate:

Numerator - Number of students in cohorts/subcohorts who transferred-out of their program to another eligible institution within 150% of normal time for completion

Denominator - Number of students in cohort/subcohort

¹General Student Body cohort: Fall 2011, Fall 2012, Fall 2013, and Fall 2014 Full-time, First-time, Degree/Certificate-seeking students

²Athletically-Related Financial Assistance Recipients subcohort: Fall 2011, Fall 2012, Fall 2013, and Fall 2014 Full-time, First-time, Degree/Certificate-seeking students who received athletically-related financial assistance. These students are a subcohort of the General Student Body cohort.

Per IFAP SRTK Consumer Information, athletically-related student aid is defined as:

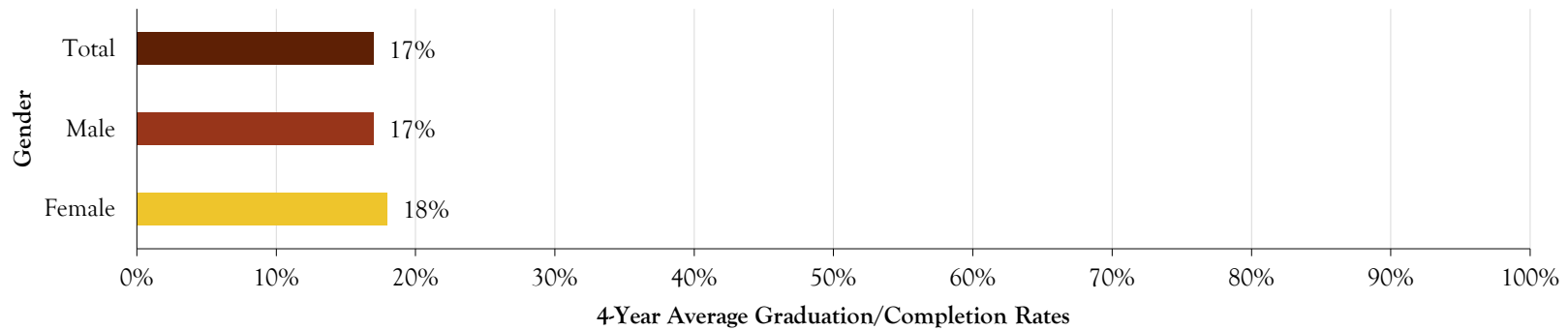
Any scholarship, grant, or other form of financial assistance, offered by an institution, the terms of which require the recipient to participate in a program of intercollegiate athletics at the institution. Other student aid, of which a student athlete happens to be the recipient, is not athletically-related student assistance.

³All Other Sports include Cheerleading, Soccer, Softball, and Volleyball

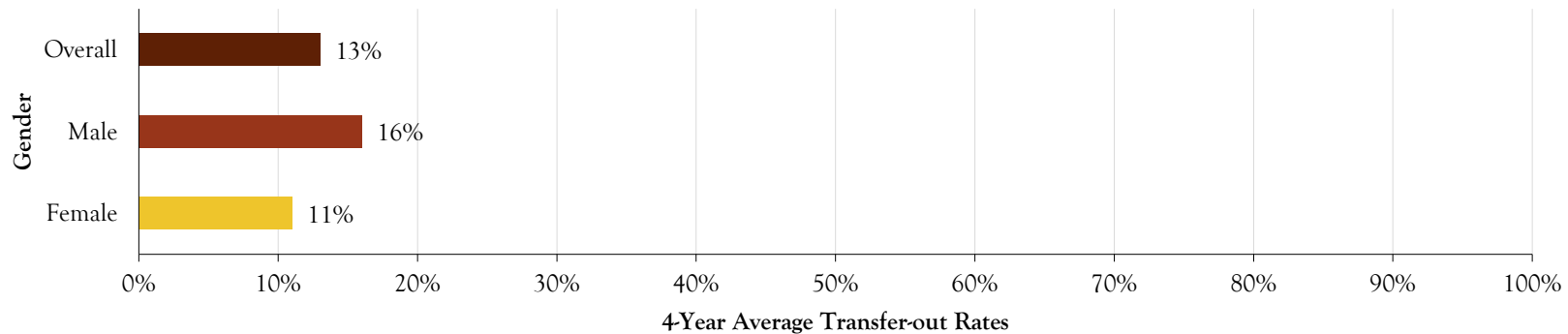


2017-2018 Student Right-to-Know Disclosure

**Chart 2.1 - Four-Year Average Completion/Graduation Rates by Gender
Cohort: General Student Body¹**



**Chart 2.2 - Four-Year Average Transfer-out Rates by Gender
Cohort: General Student Body¹**



SOURCE(S): Information for Financial Aid Professionals (IFAP) Student-Right-to-Know (SRTK) Consumer Information; U.S. Department of Education, National Center for Education Statistics, Integrated Postsecondary Education Data System (IPEDS) 2017-18 Graduation Rates Survey; Arizona Western College Office of Institutional Effectiveness, Research, and Grants; National Student Clearinghouse

Table 2.1. Four-Year Average Completion/Graduation and Transfer Rates for General Student Body Cohort1 by Race/Ethnicity and Gender

¹General Student Body cohort: Fall 2011, Fall 2012, Fall 2013, and Fall 2014 Full-time, First-time, Degree/Certificate-seeking students



Table 3.1. 2016-17 General Student Body¹ Headcount by Race/Ethnicity and Gender

GENDER	RACE/ETHNICITY									TOTAL
	Hispanic	American Indian/Alaska Native	Asian	Black/African American	Native Hawaiian/Other Pacific Islander	White	Nonresident Alien	Two or More Races	Race and Ethnicity Unknown	
Male	3,248	63	51	314	35	1,143	72	89	202	5,217
Female	4,473	97	74	89	17	1,115	173	99	211	6,348
Unspecified	25	0	1	3	0	23	5	2	29	88
Total	7,746	160	126	406	52	2,281	250	190	442	11,653

Table 3.2. 2016-17 Students who Received Athletically-Related Financial Assistance² Headcount by Race/Ethnicity and Gender

SPORT/GENDER		RACE/ETHNICITY									TOTAL
		Hispanic	American Indian/Alaska Native	Asian	Black/African American	Native Hawaiian/Other Pacific Islander	White	Nonresident Alien	Two or More Races	Race and Ethnicity Unknown	
Baseball	Male	9	0	1	0	0	5	0	1	2	18
	Female	0	0	0	0	0	0	0	0	0	0
	Unspecified	0	0	0	0	0	0	0	0	1	1
Baseball Total		9	0	1	0	0	5	0	1	3	19
Basketball	Male	1	0	0	8	0	0	0	2	1	12
	Female	4	0	0	5	1	0	0	0	2	12
	Unspecified	0	0	0	0	0	0	0	0	0	0
Basketball Total		5	0	0	13	1	0	0	2	3	24
Football	Male	7	0	0	30	5	5	2	8	4	61
	Female	0	0	0	0	0	0	0	0	0	0
	Unspecified	0	0	0	0	0	0	0	0	0	0
Football Total		7	0	0	30	5	5	2	8	4	61
All Other Sports ³	Male	20	0	1	41	5	14	4	11	7	103
	Female	50	0	0	9	1	14	3	4	3	84
	Unspecified	0	0	0	0	0	0	0	0	2	2
All Other Sports³ Total		70	0	1	50	6	28	7	15	12	189

SOURCE(S): Information for Financial Aid Professionals (IFAP) Student-Right-to-Know (SRTK) Consumer Information; U.S. Department of Education, National Center for Education Statistics, Integrated Postsecondary Education Data System (IPEDS) 2017-18 Graduation Rates Survey; Arizona Western College Office of Institutional Effectiveness, Research, and Grants; National Student Clearinghouse
 Note: Student headcount (N) is unduplicated (counted only once) within each group but may be duplicated throughout if they received athletically-related financial aid for multiple sports. A pound sign (#) denotes any cohort/subcohort with fewer than five students. The college is not required to disclose this information.

¹General student body includes ALL students enrolled in given academic year. Financial aid is not a factor when reporting these students.

²Athletically-Related Financial Assistance Recipients includes only those students who received athletically-related financial assistance in given academic year. These students are a subgroup of the General Student Body.

Per IFAP SRTK Consumer Information, athletically-related student assistance is defined as:

Any scholarship, grant, or other form of financial assistance, offered by an institution, the terms of which require the recipient to participate in a program of intercollegiate athletics at the institution.

Other student aid, of which a student athlete happens to be the recipient, is not athletically-related student assistance.

³All Other Sports include Cheerleading, Soccer, Softball, and Volleyball