



**2010-2011**

**Student Right-to-Know Disclosure  
Graduation/Completion and Transfer-out Rates**

**Office of Institutional Effectiveness, Research, and Grants**

Mary Schaal, Ed.D., Director

Susan Dempsey-Spurgeon, Associate Director for Grants

Neph Ahimera, Ph.D., Senior Research Analyst

Catherine Hernandez, Workforce Development & Vocational Research Analyst

Betty Lopez, Administrative Analyst

**Arizona Western College**  
**2010-11 Student Right-to-Know Disclosure**  
**Graduation/Completion and Transfer-out Rates**

In accordance with the Higher Education Act of 1965, as amended, *Arizona Western College* is pleased to share with you the following information on the graduation and transfer-out rates of our 2007-2008 cohort of full-time, first-time, degree or certificate seeking undergraduates and student athletes that received athletically-related financial aid.

While reviewing this information, please keep the following in mind:

- All graduation rates are based upon three years of attendance, which equates to 150% of the normal completion time of our longest program.
- These charts do not identify the reasons why our students withdrew; therefore, students who withdrew for personal or medical reasons are included.
- Graduation and transfer-out rates do not include students who left school to serve in the armed forces or on official church missions or with a foreign aid service of the federal government, or students who died or were totally and permanently disabled.
- A pound sign (#) denotes any cohort/subcohort with fewer than five students. The College is not required to disclose this information. A "N/A" denotes not applicable (cohort/subcohort had no students).

Questions related to this report should be directed to:

Office of Institutional Effectiveness, Research, and Grants  
P.O. Box 929, Yuma, AZ 85366-0929  
(928) 344-7620 Fax (928) 317-6012  
E-mail: [AWC Institutional Effectiveness, Research, and Grants](mailto:AWC_Institutional_Effectiveness_Research_and_Grants@awc.edu)

Arizona Western College  
2010-11 Student Right-to-Know Disclosure  
Graduation/Completion and Transfer-out Rates

Table I - Single-Year Cohort/Subcohort Data<sup>1</sup>

Cohort/Subcohorts Cohort Year: 2007-2008		Non-Resident Alien		Black, non-Hispanic		American Indian or Alaska Native		Asian or Pacific Islander		Hispanic		White, non-Hispanic		Race/Ethnicity Unknown		All Students		
		Men	Women	Men	Women	Men	Women	Men	Women	Men	Women	Men	Women	Men	Women	Men	Women	
<b>GENERAL STUDENT BODY COHORT</b>	<b>Cohort</b>	30	21	30	12	#	6	6	7	143	140	74	64	#	12	283	262	
	<b>Graduation Rate</b>	23%	14%	23%	33%	0%	17%	17%	14%	16%	18%	9%	14%	25%	8%	16%	17%	
	<b>Transfer-out Rate</b>	17%	10%	37%	25%	0%	33%	50%	43%	12%	16%	42%	30%	0%	17%	23%	20%	
<b>SPORTS SUBCOHORTS</b>	<b>Baseball</b>	<b>Subcohort</b>	#	0	#	0	0	0	0	#	0	5	0	0	0	11	0	
		<b>Graduation Rate</b>	0%	0%	0%	0%	0%	0%	0%	0%	25%	0%	0%	0%	0%	0%	9%	0%
		<b>Transfer-out Rate</b>	0%	0%	0%	0%	0%	0%	0%	0%	25%	0%	80%	0%	0%	0%	45%	0%
	<b>Basketball</b>	<b>Subcohort</b>	#	0	5	#	0	0	0	0	0	#	#	#	0	0	7	6
		<b>Graduation Rate</b>	100%	0%	40%	33%	0%	0%	0%	0%	0%	50%	0%	0%	0%	0%	43%	33%
		<b>Transfer-out Rate</b>	0%	0%	40%	67%	0%	0%	0%	0%	0%	50%	100%	100%	0%	0%	43%	67%
	<b>Football</b>	<b>Subcohort</b>	0	0	15	0	0	0	#	0	0	0	8	0	#	0	26	0
		<b>Graduation Rate</b>	0%	0%	27%	0%	0%	0%	0%	0%	0%	0%	25%	0%	0%	0%	23%	0%
		<b>Transfer-out Rate</b>	0%	0%	47%	0%	0%	0%	100%	0%	0%	0%	75%	0%	100%	0%	62%	0%
	<b>All Other Sports Combined<sup>2</sup></b>	<b>Subcohort</b>	5	#	0	0	0	0	0	#	#	#	#	6	0	0	9	11
		<b>Graduation Rate</b>	80%	0%	0%	0%	0%	0%	0%	0%	0%	0%	0%	33%	0%	0%	44%	18%
		<b>Transfer-out Rate</b>	0%	0%	0%	0%	0%	0%	0%	100%	67%	100%	100%	67%	0%	0%	33%	73%

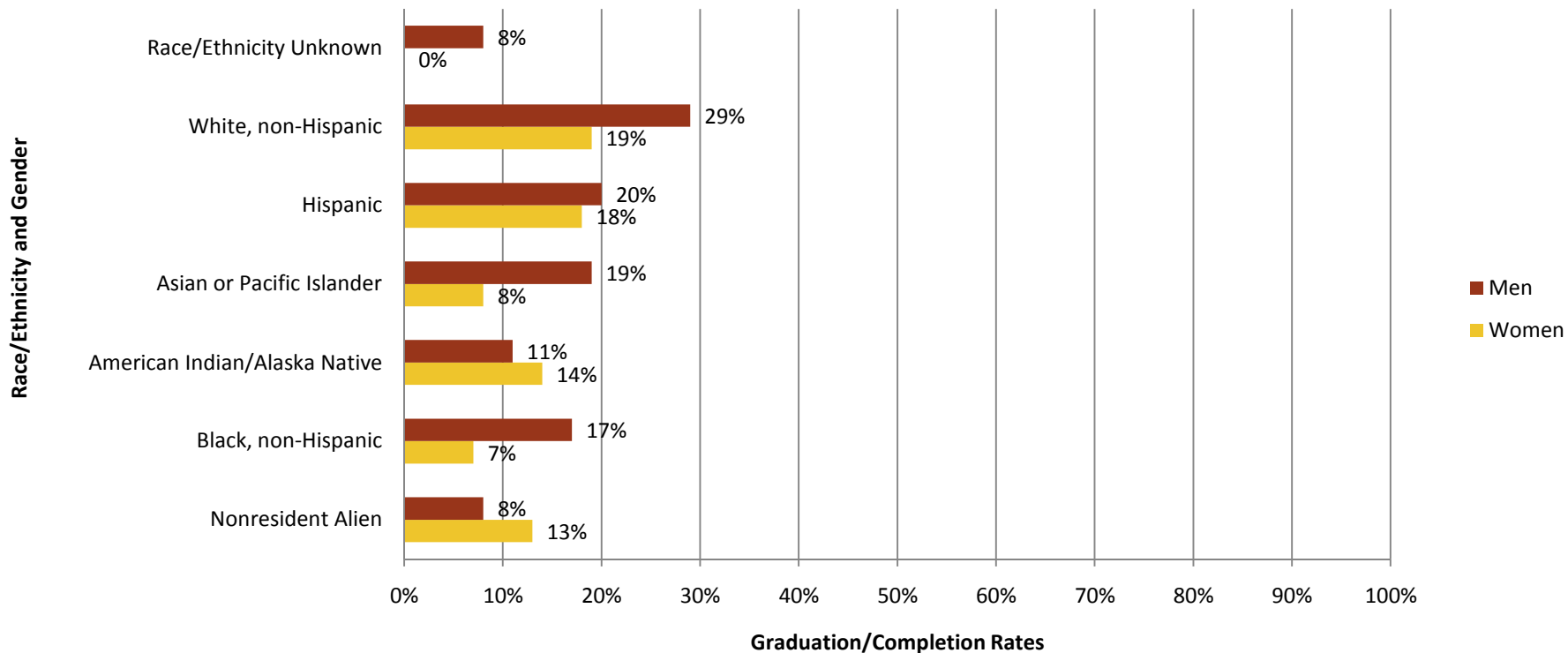
SOURCES:  
The AACRAO Guide to the Student Right-to-Know Act  
U.S. Department of Education, National Center for Education Statistics, Integrated Postsecondary Education Data System (IPEDS) Graduation Rates 2010-11 Survey  
Arizona Western College Office of Institutional Effectiveness, Research, and Grants

<sup>1</sup>A pound sign (#) denotes any cohort/subcohort with fewer than five students. The college is not required to disclose this information. A "N/A" denotes not applicable (cohort/subcohort had no students).

<sup>2</sup>"Other Sports" at Arizona Western College include: Men's Soccer, and Women's Softball and Volleyball

**Arizona Western College  
2010-2011 Student Right-to-Know Disclosure  
Graduation/Completion and Transfer-out Rates**

**Table 1a - Single-Year Institutional (General Student Body)  
Graduation/Completion Rates by Race/Ethnicity and Gender  
Cohort Year: 2007**

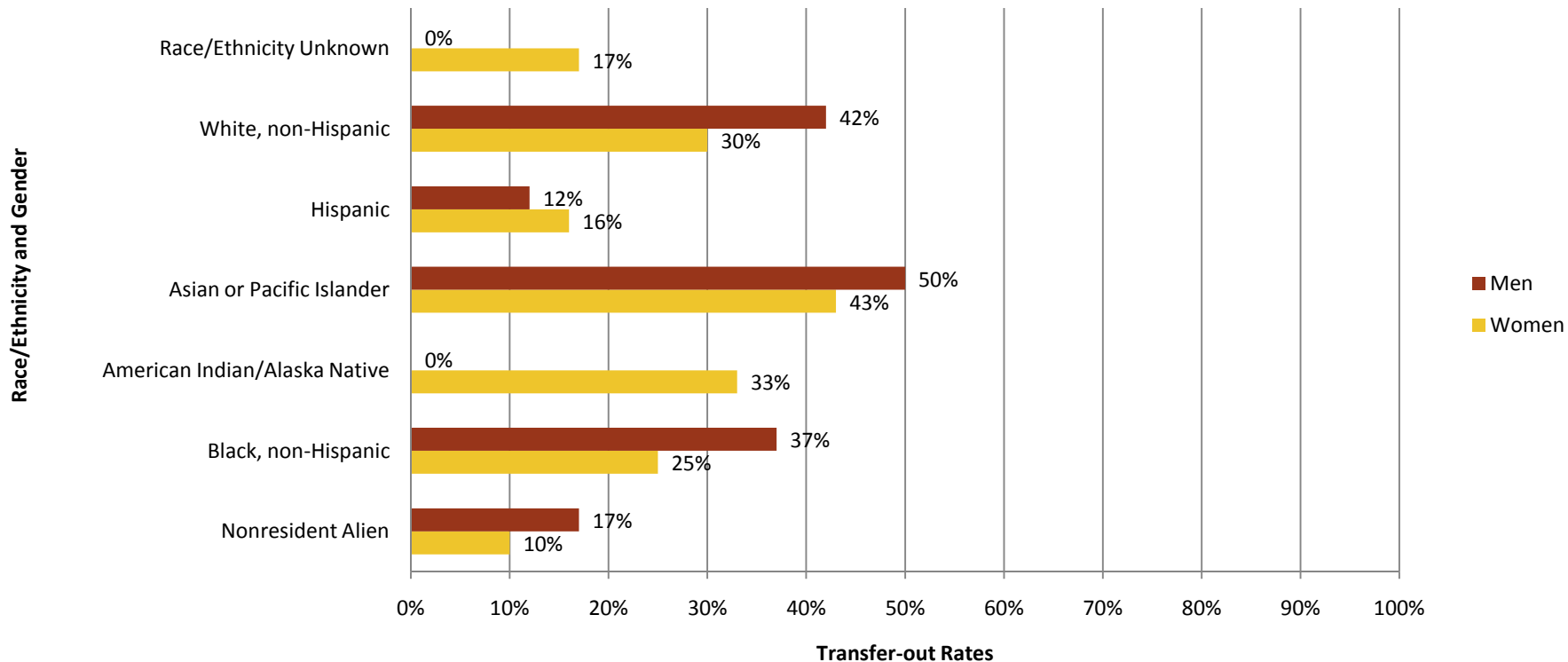


**Overall Graduation/Completion Rate: 16%**

SOURCE: U.S. Department of Education, National Center for Education Statistics, Integrated Postsecondary Education Data System (IPEDS) Graduation Rates 2010-11 Survey

Arizona Western College  
2010-2011 Student Right-to-Know Disclosure  
Graduation/Completion and Transfer-out Rates

**Table 1b - Single-Year Institutional (General Student Body)  
Transfer-out Rates by Race/Ethnicity and Gender  
Cohort Year: 2007**



**Overall Transfer-out Rate: 22%**

SOURCE: U.S. Department of Education, National Center for Education Statistics, Integrated Postsecondary Education Data System (IPEDS) Graduation Rates 2010-11 Survey

Arizona Western College  
2010-11 Student Right-to-Know Disclosure  
Graduation/Completion and Transfer-out Rates

**Table II - Four-Year Average Cohort/Subcohort Data<sup>1</sup>**

Cohorts/Subcohorts			Men	Women	All Students
Cohort Years: 2004-2007					
GENERAL STUDENT BODY COHORT		Graduation Rate	16%	17%	17%
		Transfer-out Rate	21%	16%	18%
SPORTS SUBCOHORTS	Baseball	Graduation Rate	23%	N/A	23%
		Transfer-out Rate	42%	N/A	42%
	Basketball	Graduation Rate	20%	15%	18%
		Transfer-out Rate	60%	31%	45%
	Football	Graduation Rate	19%	N/A	19%
		Transfer-out Rate	50%	N/A	50%
	All Other Sports Combined <sup>2</sup>	Graduation Rate	34%	33%	33%
		Transfer-out Rate	31%	50%	43%

SOURCES:

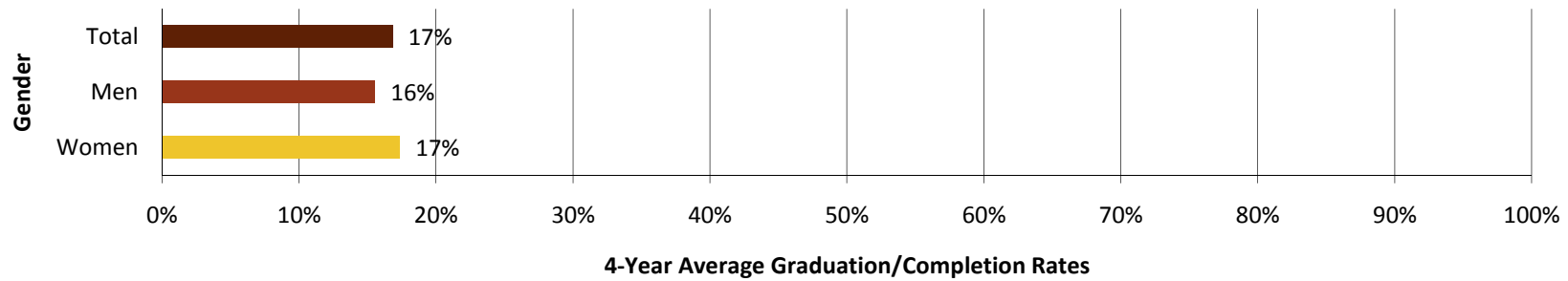
U.S. Department of Education, National Center for Education Statistics, Integrated Postsecondary Education Data System (IPEDS) Graduation Rates 2010-11 Survey  
Arizona Western College Office of Institutional Effectiveness, Research, and Grants

<sup>1</sup>A "N/A" denotes not applicable (cohort/subcohort had no students)

<sup>2</sup>"Other Sports" at Arizona Western College include: Men's Soccer, and Women's Softball and Volleyball

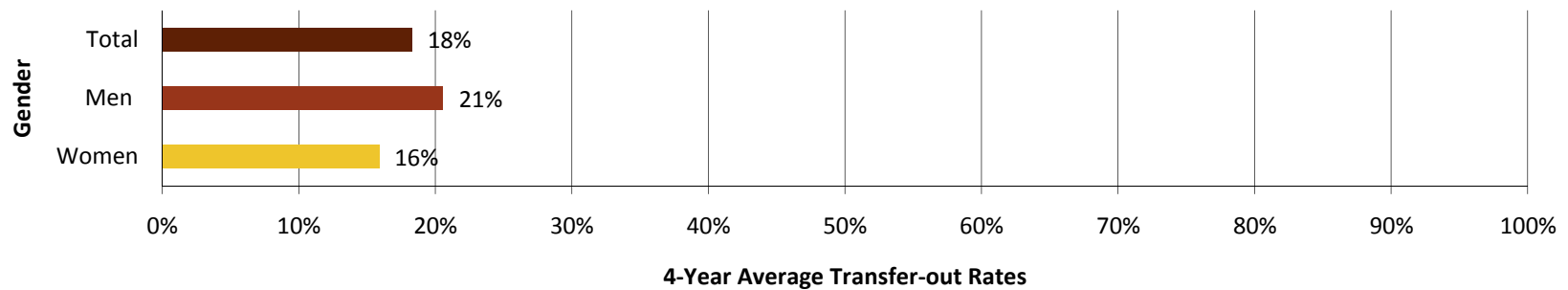
Arizona Western College  
 2010-11 Student Right-to-Know Disclosure  
 Graduation/Completion and Transfer-out Rates

**Table IIa - Four-Year Average Institutional (General Student Body)  
 Graduation/Completion Rates by Gender  
 Cohort Years: 2004-2007**



Arizona Western College  
 2010-11 Student Right-to-Know Disclosure  
 Graduation/Completion and Transfer-out Rates

**Table IIb- Four-Year Average Institutional (General Student Body)  
 Transfer-out Rates by Gender  
 Cohort Years: 2004-2007**



SOURCE: U.S. Department of Education, National Center for Education Statistics, Integrated Postsecondary Education Data System (IPEDS) Graduation Rates 2010-11 Survey

Arizona Western College  
2010-11 Student Right-to-Know Disclosure  
Graduation/Completion and Transfer-out Rates

**Table III - Full-time, Degree-/Certificate-Seeking Undergraduate Headcount<sup>1</sup> Disaggregated by Race/Ethnicity, Athletically-Related Financial Aid Received, and Gender**

Cohort/Subcohorts <sup>2</sup> Cohort Year: 2009-2010		Nonresident Alien	Non-Hispanic, Black or African American	Non-Hispanic, American Indian or Alaska Native	Non-Hispanic, Asian Islander	Non-Hispanic, Native Hawaiian or Other Pacific Islander	Hispanic of Any Race	Non-Hispanic, White	Race/Ethnicity Unknown	All Students	
FULL-TIME, DEGREE-/CERTIFICATE- SEEKING UNDERGRADUATES	Men	130	111	19	19	11	856	368	58	1,572	
	Women	201	52	41	32	6	1,097	431	41	1,901	
	Unspecified	21	0	0	#	0	#	#	#	21	
ATHLETICALLY- RELATED FINANCIAL AID	Any Athletically- Related	Men	8	47	#	#	6	18	26	8	113
		Women	#	11	#	#	#	9	9	#	29
		Unspecified	#	0	0	0	0	0	0	0	#
	Baseball-Related	Men	#	#	0	0	0	6	12	0	18
		Women	0	0	0	0	0	0	0	0	0
		Unspecified	0	0	0	0	0	0	0	0	0
	Basketball-Related	Men	#	5	0	0	0	0	0	#	5
		Women	#	8	#	0	0	0	#	#	8
		Unspecified	#	0	0	0	0	0	0	0	#
	Football-Related	Men	#	42	#	#	7	#	13	#	62
		Women	0	0	0	0	0	0	0	0	0
		Unspecified	0	0	0	0	0	0	0	0	0
	All Other Sports <sup>3</sup> - Related	Men	#	0	0	0	0	10	#	#	10
		Women	#	#	0	#	#	9	6	#	15
		Unspecified	#	0	0	0	0	0	0	0	#

SOURCE: Arizona Western College Office of Institutional Effectiveness, Research, and Grants

<sup>1</sup>Headcount is unduplicated within but may be duplicated throughout, a student is counted once in each group

<sup>2</sup>A pound sign (#) denotes any cohort/subcohort with fewer than five students. The college is not required to disclose this information

<sup>3</sup>"Other Sports" at Arizona Western College include: Men's Soccer, and Women's Softball and Volleyball