



Student Right-to-Know Act

2009-2010

Disclosure of Graduation/Completion and Transfer-out Rates

Office of Institutional Effectiveness, Research, and Grants

Mary Schaal, Ed.D., Director

Susan Dempsey-Spurgeon, Associate Director for Grants

Neph Ahimera, Ph.D., Senior Research Analyst

Catherine Hernandez, Workforce Development & Vocational Research Analyst

Betty Lopez, Administrative Analyst

Arizona Western College
Student Right-to-Know Act
Disclosure of Graduation/Completion and Transfer-out Rates

In accordance with the Higher Education Act of 1965, as amended, *Arizona Western College* is pleased to share with you the following information on the graduation and transfer-out rates of our 2006-2007 cohort of full-time, first-time, degree or certificate seeking undergraduates and student athletes that received athletic financial aid.

While reviewing this information, please keep the following in mind:

- All graduation rates are based upon three years of attendance, which equates to 150% of the normal completion time of our longest program.
- These charts do not identify the reasons why our students withdrew; therefore, students who withdrew for personal or medical reasons are included.
- Graduation and transfer-out rates do not include students who left school to serve in the armed forces or on official church missions or with a foreign aid service of the federal government, or students who died or were totally and permanently disabled.
- A pound sign (#) denotes any cohort/subcohort with fewer than five students. The College is not required to disclose this information. A "N/A" denotes not applicable (cohort/subcohort had no students).

Questions related to this report should be directed to:

Office of Institutional Effectiveness, Research, and Grants
P.O. Box 929, Yuma, AZ 85366-0929
(928) 344-7620 Fax (928) 317-6012
[AWC Institutional Effectiveness, Research, and Grants](#)

Arizona Western College
Student Right-to-Know Disclosure
Graduation/Completion and Transfer-out Rates

Table I - Single-Year Cohort/Subcohort Data¹

Cohorts/Subcohorts Cohort Year: 2006-2007		Non-Resident Alien		Black, non-Hispanic		American Indian or Alaska Native		Asian or Pacific Islander		Hispanic		White, non-Hispanic		Race/Ethnicity Unknown		All Students			
		Men	Women	Men	Women	Men	Women	Men	Women	Men	Women	Men	Women	Men	Women	Men	Women		
GENERAL STUDENT BODY COHORT	Cohort	26	39	29	14	9	7	27	12	119	152	63	67	12	10	285	301		
	Graduation Rate	8%	13%	17%	7%	11%	14%	19%	8%	20%	18%	29%	19%	8%	0%	20%	16%		
	Transfer-out Rate	15%	8%	38%	43%	22%	14%	30%	33%	10%	13%	22%	18%	25%	10%	19%	16%		
SPORTS SUBCOHORTS	Baseball	Cohort	0	0	0	0	0	0	0	0	#	0	#	0	0	0	7	0	
		Graduation Rate	N/A	N/A	N/A	N/A	N/A	N/A	N/A	N/A	25%	N/A	100%	N/A	N/A	N/A	N/A	57%	N/A
		Transfer-out Rate	N/A	N/A	N/A	N/A	N/A	N/A	N/A	N/A	25%	N/A	0%	N/A	N/A	N/A	N/A	14%	N/A
	Basketball	Cohort	0	#	6	#	0	0	#	0	0	#	#	0	0	0	8	7	
		Graduation Rate	N/A	0%	0%	25%	N/A	N/A	100%	N/A	N/A	0%	0%	N/A	N/A	N/A	13%	14%	
		Transfer-out Rate	N/A	0%	83%	50%	N/A	N/A	0%	N/A	N/A	50%	0%	N/A	N/A	N/A	63%	43%	
	Football	Cohort	0	0	10	0	#	0	7	0	#	0	6	0	#	0	30	0	
		Graduation Rate	N/A	N/A	30%	N/A	0%	N/A	29%	N/A	0%	N/A	67%	N/A	0%	N/A	30%	N/A	
		Transfer-out Rate	N/A	N/A	40%	N/A	50%	N/A	14%	N/A	100%	N/A	17%	N/A	50%	N/A	33%	N/A	
	All Other Sports Combined²	Cohort	0	#	0	#	0	0	0	#	#	#	#	#	0	0	5	14	
		Graduation Rate	N/A	0%	N/A	0%	N/A	N/A	N/A	0%	50%	75%	0%	50%	N/A	N/A	20%	36%	
		Transfer-out Rate	N/A	0%	N/A	0%	N/A	N/A	N/A	100%	50%	25%	100%	50%	N/A	N/A	80%	50%	

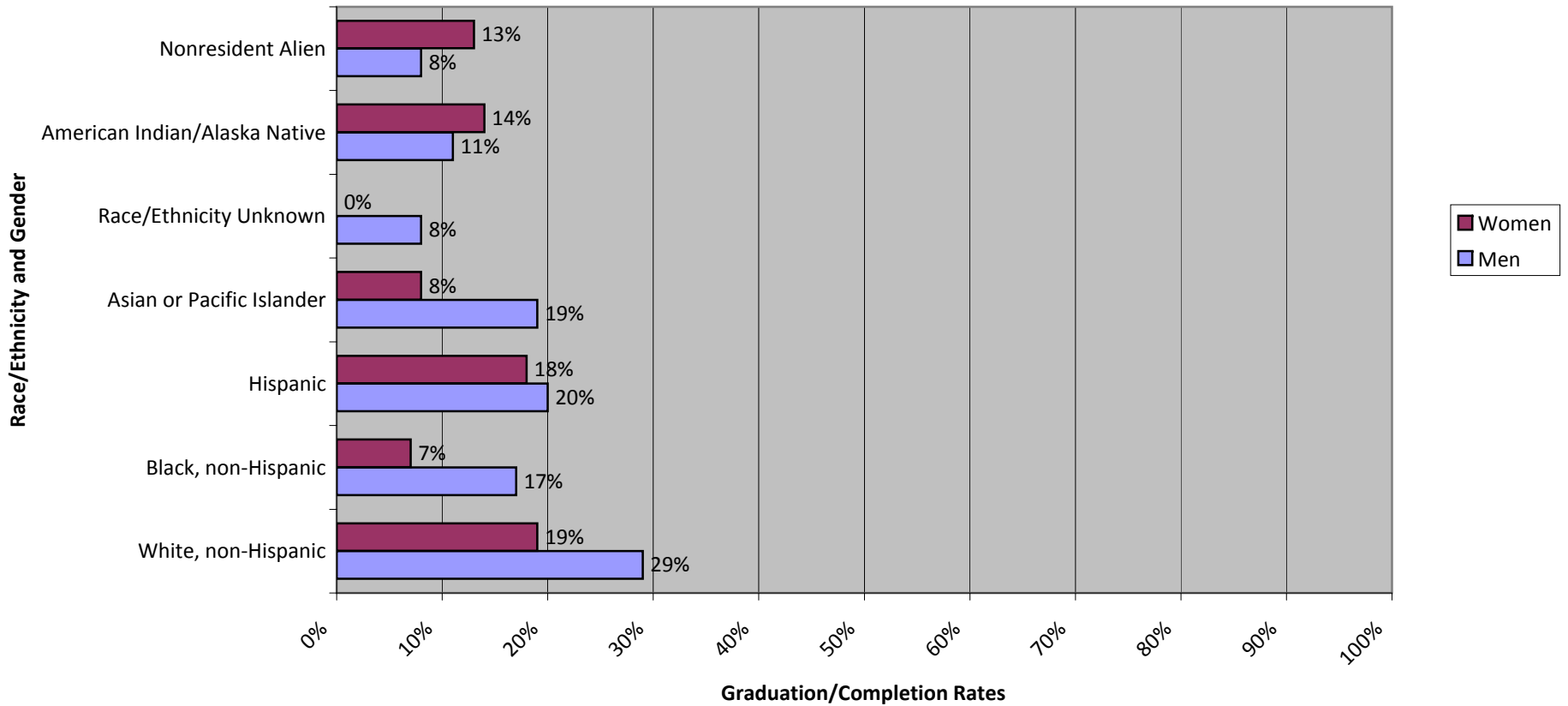
Source: The AACRAO Guide to the Student Right-to-Know Act and Graduation Rate Survey, and Arizona Western College Office of Institutional Effectiveness, Research, and Grants

¹A pound sign (#) denotes any cohort/subcohort with fewer than five students. The college is not required to disclose this information. A "N/A" denotes not applicable (cohort/subcohort had no students)

²"Other Sports" at: Arizona Western College include Men's: Soccer and Women's: Softball, Volleyball

**Arizona Western College
Student Right-to-Know Disclosure
Graduation/Completion and Transfer-out Rates**

**Table Ia - Single-Year Institutional (General Student Body)
Graduation/Completion Rates by Race/Ethnicity and Gender
Cohort Year: 2006**



Overall Graduation/Completion Rate: 18%

Overall Transfer-out Rate: 17%

SOURCE: U.S. Department of Education, National Center for Education Statistics, Integrated Postsecondary Education Data System (IPEDS) Graduation Rate Survey 2010

**Arizona Western College
Student Right-to-Know Disclosure
Graduation/Completion and Transfer-out Rates**

Table II - Four-Year Average Cohort/Subcohort Data ¹

Cohorts/Subcohorts Cohort Years: 2003-2006			Men	Women	All Students
GENERAL STUDENT BODY COHORT		Graduation Rate	16%	20%	18%
		Transfer-out Rate	19%	14%	17%
SPORTS SUBCOHORTS	Baseball	Graduation Rate	23%	N/A	23%
		Transfer-out Rate	41%	N/A	41%
	Basketball	Graduation Rate	23%	14%	19%
		Transfer-out Rate	58%	23%	42%
	Football	Graduation Rate	18%	N/A	18%
		Transfer-out Rate	44%	N/A	44%
	All Other Sports Combined²	Graduation Rate	30%	35%	34%
		Transfer-out Rate	30%	43%	39%

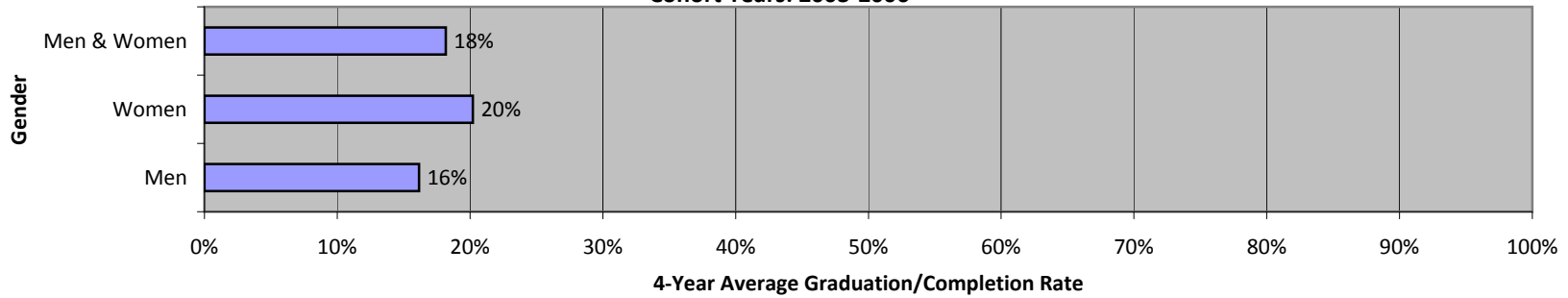
SOURCE: U.S. Department of Education, National Center for Education Statistics, Integrated Postsecondary Education Data System (IPEDS) 2010 Graduation Rate Survey, and Arizona Western College Office of Institutional Effectiveness, Research, and Grants

¹A "N/A" denotes not applicable (cohort/subcohort had no students)

²"Other Sports" at: Arizona Western College include Men's: Soccer and Women's: Softball, Volleyball

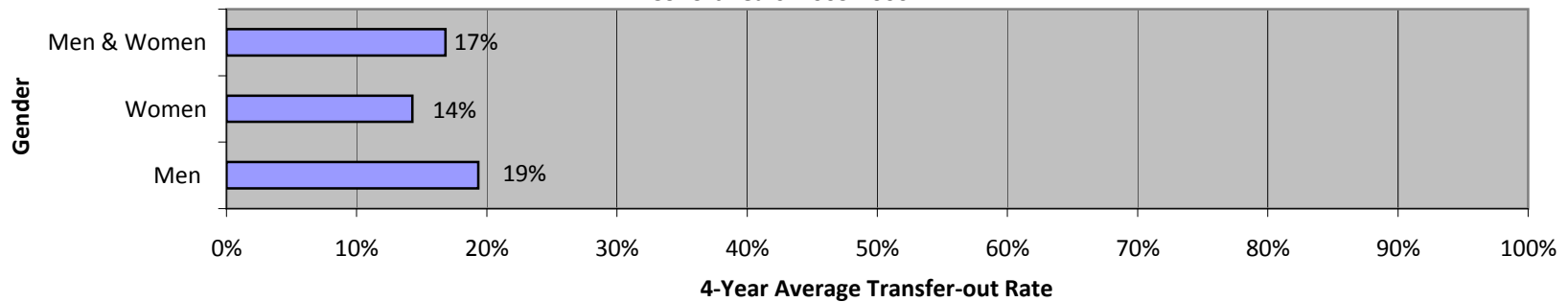
**Arizona Western College
Student Right-to-Know Disclosure
Graduation/Completion and Transfer-out Rates**

**Table IIa - Four-Year Average Institutional (General Student Body)
Graduation/Completion Rates by Gender
Cohort Years: 2003-2006**



**Arizona Western College
Student Right-to-Know Disclosure
Graduation/Completion and Transfer-out Rates**

**Table IIb- Four-Year Average Institutional (General Student Body)
Transfer-out Rates by Gender
Cohort Years: 2003-2006**



SOURCE: U.S. Department of Education, National Center for Education Statistics, Integrated Postsecondary Education Data System (IPEDS) Graduation Rate Survey 2010

Arizona Western College
Student Right-to-Know Disclosure
Graduation/Completion and Transfer-out Rates

Table III - Enrollment of All Full-time, Degree-/Certificate-Seeking Undergraduates and Students Receiving Athletically-Related Aid by Ethnicity/Race and Gender

Cohorts/Subcohorts ¹ Year: 2008-2009		FULL-TIME, DEGREE-/ CERTIFICATE-SEEKING UNDERGRADUATES	STUDENTS RECEIVING ATHLETICALLY-RELATED STUDENT AID				
			Any Athletically- Related Aid	Baseball- Related Student Aid	Basketball- Related Student Aid	Football- Related Student Aid	All Other Sports Combined ² - Related Student Aid
Non-Resident Alien	Men	141	11	#	#	#	#
	Women	258	9	0	0	0	#
	Unknown	26	0	0	0	0	0
Black, non-Hispanic	Men	118	58	#	#	41	0
	Women	41	#	0	#	0	#
	Unknown	0	0	0	0	0	0
American Indian or Alaska Native	Men	32	#	0	0	#	0
	Women	36	#	0	0	0	0
	Unknown	0	0	0	0	0	0
Asian or Pacific Islander	Men	33	5	0	0	#	0
	Women	37	6	0	0	0	5
	Unknown	0	0	0	0	0	0
Hispanic	Men	846	24	7	0	0	8
	Women	1,146	15	0	0	0	#
	Unknown	0	0	0	0	0	0
White, non-Hispanic	Men	426	35	5	#	13	#
	Women	469	22	0	#	0	8
	Unknown	0	0	0	0	0	0
Race/Ethnicity Unknown	Men	39	7	#	0	#	#
	Women	53	#	0	0	0	0
	Unknown	1	0	0	0	0	0
All Students	Men	1,635	142	17	7	62	15
	Women	2,040	58	0	#	0	20
	Unknown	27	0	0	0	0	0

SOURCE: Arizona Western College Office of Institutional Effectiveness, Research, and Grants

¹A pound sign (#) denotes any cohort/subcohort with fewer than five students. The college is not required to disclose this information.

²"Other Sports" at: Arizona Western College include Men's: Soccer and Women's: Softball, Volleyball